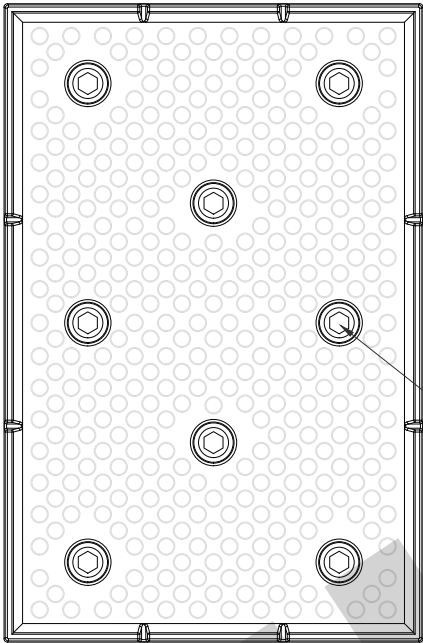


BOTTOM VIEW



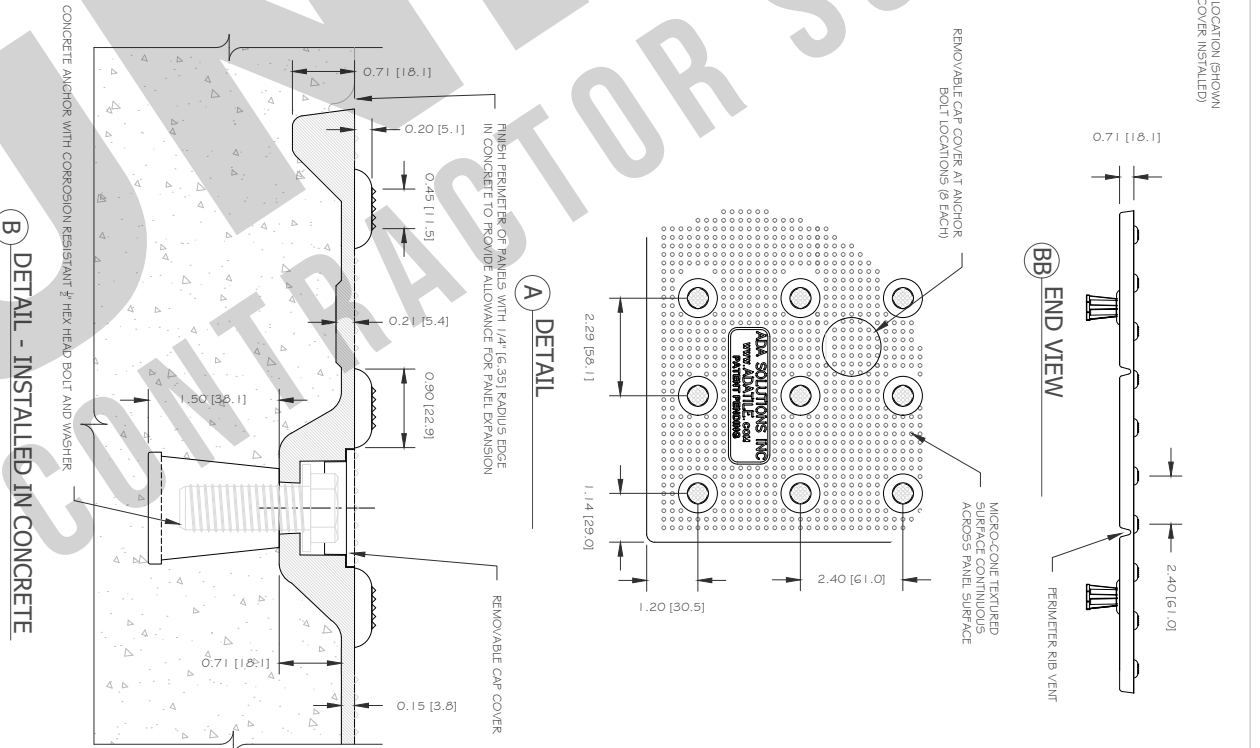
DETECTABLE WARNING SURFACE PANEL

Cast-In-Place Replaceable 24" x 36"

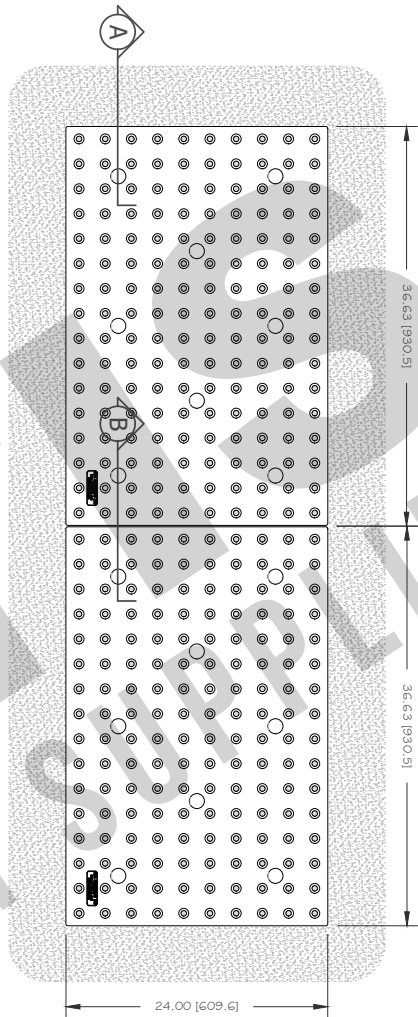
PART SIZE: 24" (609.6 MM) X 36.57" (928.8 MM)
 2.29" (58.1 MM) X 2.40" (60.96 MM) IN-LINE TRUNCATED DOME SPACING

DIVISION	TACTILE WALKING SURFACE INDICATORS
MATERIAL	FIBERGLASS REINFORCED POLYMER COMPOSITE SMC
DRAWING NUMBER	ADA-REP-2-436 Page 1 of 2
DATE	2023-08-18
DRAWING UNITS	INCHES [MM]

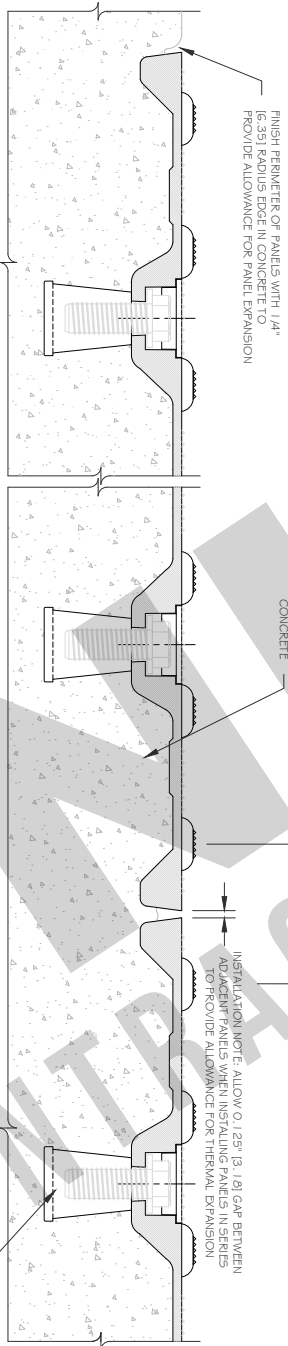
WEBSITE	ADATITLE.COM
PHONE	1-800-372-0519
EMAIL	INFO@ADATITLE.COM



B DETAIL - INSTALLED IN CONCRETE



TOP VIEW - MULTIPLE PANEL INSTALLATION



A PERIMETER EMBEDMENT DETAIL

B PANEL-TO-PANEL JOINT DETAIL

CONCRETE ANCHOR WITH CORROSION RESISTANT 1/2" HEX HEAD BOLT AND WASHER

DETECTABLE WARNING SURFACE PANEL
Cast-In-Place Replaceable 24" x 36"
 PART SIZE: 24" (609.6 MM) X 36.57" (928.8 MM)
 2.29" (58.1 MM) X 2.40" (60.96 MM) IN-LINE TRUNCATED DOME SPACING

DIVISION		WEBSITE	
TACTILE WALKING SURFACE INDICATORS		ADATITLE.COM	
MATERIAL		PHONE	
FIBERGLASS REINFORCED POLYMER COMPOSITE SMC		1-800-372-0519	
DRAWING NUMBER		EMAIL	
ADA-REP-2-436 Page 2 of 2		INFO@ADATITLE.COM	
DATE		DRAWING UNITS	
2023-08-18		INCHES [MM]	

