



**New & Repair
Detectable Warning
Products**

**ADA Compliant
DOT, City, County and
State Approved
Industry Leading
Highly-Durable
Pedestrian Safety
Products**

Made in U.S.A. 

MetaDome, LLC
P.O.B 7534
Madison, WI 53714

ADA Compliant Highly-Durable Warning Products



Features

- Patented detectable warning products, manufactured in the USA by ISO 9001:2008 Certified companies
- Patented Skid Resistant Dome Design And Durable Textured Surfaces
- Reliable pedestrian tactile detection, for concrete, asphalt and flooring applications
- Quickly embedded in fresh concrete or asphalt, patented securement systems that do not require weights to hold them in place during cure periods
- Compliant with the American Disabilities Act (ADA), ADA Accessibility Guidelines (ADAAG), Federal Highway Administration and as mandated by the U.S. Department of Justice (DOJ)
- Removable/Replaceable/Upgradeable

ADA Compliant Detectable Warning Products
Stainless & Weathering Steel - Grey & Ductile Iron

MetaDome, LLC
3902 Milwaukee St. # 7534
Madison, WI 53714

Duane Sippola - President
(877) 270-3663


Office: (608) 249-8644 www.metadome.com
Fax: (608) 249-8922 Email: DS@metadome.com



Advanced Engineering

- Exceeds ASTM Corrosion/Durability Tests
- Comerical-Grade Powder Coat Systems
- UV Stable Specialized Coatings
- Patented Technology, Skid Resistant Ridges
- Engineered For Endurance
- Superior Damage Resistance

- Detectable Warning Materials**
- Stainless Steel** (Superior Performance)
- HSLA606** (High Strength, Triplex Protected)
- GVNA60** (Extra Heavy Duplex Protected)
- CRS653EDP** (Excellent Salt Water Protection)
- CAST IRON** (Heavy Duty Grey & Ductile Irons)




**Average Wet/Dry
Static Coefficient
Friction**

0.91

Dome Sizes

- 0.90 x 0.45 x 0.20
- 1.125 x .66 x 0.20
- 1.37 x 0.84 x 0.20

Colors - Sizes



Custom Colors

Width	Standard Lengths			
	12"	24"	36"	48"
24"	12"	24"	36"	48"
36"	12"	24"	36"	48"
				60"
				Custom
				Custom

Visit our website at www.metadome.com

Copyright © 2005-2014 MetaDome, LLC Madison, WI

Detectable Dome Repairs

Repair Existing Warnings With MetaOverlay Systems


Quick & Easy On Site Repairs

- Upgrade/Change Existing Colors
- Upgrade Rusty Cast Iron Dome Products
- Upgrade Existing Asphalt Sidewalks/Multi Use Paths
- Upgrade Damaged and Non-Compliant Plastic Domes
- Upgrade Existing Geometrically Compliant Ramps




Patented Cast Iron Plate Assemblies

Cut In - Surface Mounted - Replaceable/Upgradeable



Multiple On Site Configurations



- Assembly Options
- 12" x 12" - 12" x 24"
 - 12" x 36" - 24" x 36"
 - 24" x 48" - 24" x 60"
 - 36" x 48" - 36" x 60"

Assemble On Site
To Desired Size

Made in U.S.A



MetaDome, LLC

Toll Free (877) 270-3663 Sales@metadome.com

Patents: www.metadome.com/patents

Applications

New Concrete

New Asphalt



MetaDome Brands

- MDM MetaPanel™ SS - MDM MetaPanel™ HS - MetaDome 945DW™
- MetaDome™ SS - 945Dome™ - MDRidgeDome™ - CastIronDome™
- MetaCastIron™ - MetaCastDW™ MetaOverlay™ - DomeOverlay™
- MDAAsphalt™ - MDWedgeRadius™ MDRadius™ - MD945Domes™
- MDM MetaStamp™ - MDReplaceable™ - ADA Domes™ - ADA945™